

Reliable aerosol delivery

OptiChamber Diamond helps you get your inhaler medicine into your lungs, where it works

Please follow these instructions carefully, and also read the instructions for use inside the OptiChamber Diamond box.



1 Remove the caps from the inhaler and the Diamond chamber. Look for and remove any foreign objects in the chamber.



2 Insert the mouthpiece of your inhaler securely into the back of the Diamond chamber.



3 If a mask is needed, place the mask onto the mouthpiece end and gently twist until it fits securely.



4 Shake the chamber and inhaler according to inhaler's instructions.



5 Place your lips around the mouthpiece to form a tight seal. Exhale. Spray one puff of medicine into the chamber and immediately begin to inhale slowly, taking a full deep breath.



6 If the flow alert 'whistle' sounds, breathe in more slowly. Hold your breath for up to 8 seconds or as instructed by your healthcare professional and then breathe out.

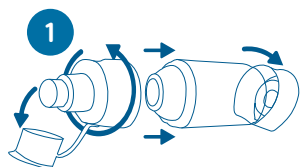


7 Or if using a mask, press and hold the mask over the mouth and nose. Spray one puff of medicine into the chamber and maintain seal for 5 - 6 breaths.



8 The exhalation valve will open when you breathe out, which can help you to count the breaths.

Cleaning your chamber and mask weekly

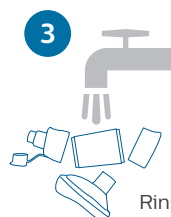


1 Remove cap, rotate mouthpiece to disassemble, remove end cap and mask, (if used).

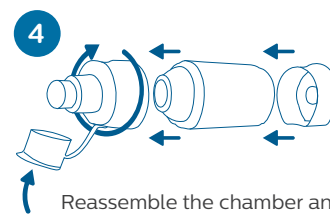


2 **Chamber:** agitate parts in warm soapy water with liquid detergent for 1 minute, then soak for 10 minutes.

Mask: agitate in warm soapy water for 2 minutes or soak for 10 minutes.



3 Rinse parts with warm clean water and let parts air dry thoroughly.



4 Reassemble the chamber and store in a clean, dry place.

